

Kū, Pū, Kupu!

☆ Whakamahukitanga

He rauemi tēnei mā te kaiako reo Māori. He pūkei kāri hei tāpiri atu ki te rauemi 'Kū, Pū, Kupu!'. Whakamahia hei āwhina i te ako kupu hou, ka mutu i te ako i te reo. E toru ngā momo kupu i tēnei pūkei e hāngai ana ki te 'kai'. Ehara ēnei kupu i te kupu auau te puta, ā, ka wero i te hinengaro. Ko te kupu āhua te momo tuatahi, hei whakaahua i te āhua o te kai. He tūngoa te momo tuarua, ā, he kupu mahi te momo kupu tuatoru.

Kua puta ēnei kupu i 'A Modern Māori Picture Dictionary: He Papakupu Whakaahua mā te Reo Māori o Nāianei' nā Katerina Mataira, me 'Te Aka Māori-English, English-Māori Dictionary and Index' nā John C. Moorfield.

Kāti, kei a koe mēnā ka whakawhenuhia tēnei pūkei ki tētahi atu pūkei, ka waiho rānei kia wehe kē. Ahakoa tāu e whiriwhiri ai, me maumahara e wana ai te ako, me ngahau te tukui.

☆ Overview

This resource is for teachers of te reo Māori. It is a new pack of cards, created as part of the 'Kū, Pū, Kupu' resource pack. Use the cards to support building vocabulary and language learning.

The pack contains three types of words all about 'food'.

①

3. Alpha Ladder: Use an Alpha Ladder to support students' dictionary skills in explaining the meaning of a word and finding synonyms. Enlarge for the classroom wall. Encourage students to add any new 'kai' kupu they learn. For an example, go to www.akopanuku.tki.org.nz/kupu

4. Flash Cards: Create a set of online flash cards to check students' retention, or use an online games app to create a fun quiz based on the new words.

5. Pictionary: Designate one student in each group as the 'drawer'. The drawers view a randomly selected word and return to their groups to draw an image that represents the word. The teammates then attempt to guess the word. It is a good idea to rotate the drawer, so all members get a turn, (best suited for the 'kupu ingoa').

6. Boardgame: Create a board game to challenge students. Add spaces for questions and other activities to check their understanding of new kupu. For example, He aha te tikanga o te kupu 'kakukaku'? Or He aha te kupu mō 'noodles'? Add 'Miss a Turn' and 'Move Ahead 2 Spaces' to make it fun! The first player to reach the end wins. For an example, go to www.akopanuku.tki.org.nz/kupu

③

They are not very common words and will challenge the learner. The first type are descriptive words, used to describe food. The second are nouns, and the third are verbs.

The words have been taken from 'A Modern Māori Picture Dictionary: He Papakupu Whakaahua mā te Reo Māori o Nāianei' by Katerina Mataira, and from 'Te Aka Māori-English, English-Māori Dictionary and Index', by John C Moorfield.

It's over to you if you decide to mix this new edition with other cards or use separately. But, whatever you decide, remember... to excite and engage learners, make learning fun!

☆ Hei Whakamahinga | Suggestions for Use

In pairs or small groups:

1. Kupu + Kupu: Group cards by type i.e., all kupu āhua together, all kupu ingoa etc. Students take turns to select a word from each type to create a sentence. (Challenge: Use cards from the whole pack to create a short story.)

2. Memory: Create a set of picture cards for the pack. Place kupu and pictures face down on a flat surface and mix. Students take turns to turn over cards and match kupu with the corresponding pictures to make pairs. The student with the most pairs, wins!

②





mince

barbecue

slimy





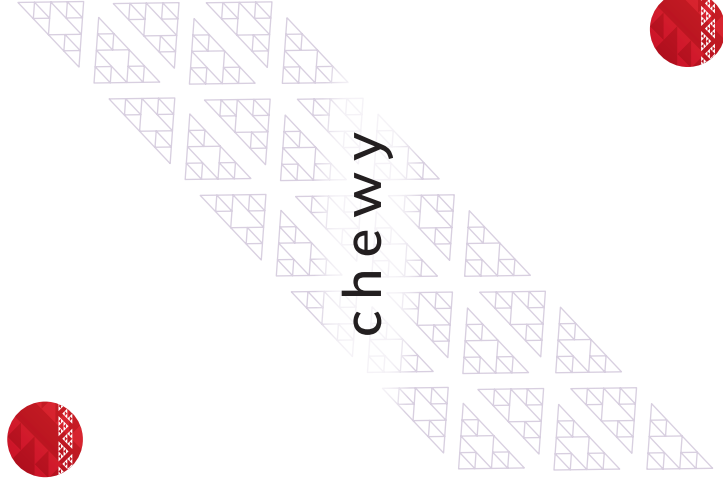



chewy

mash

salty

spicy

tasty





boil

crispy

sweet


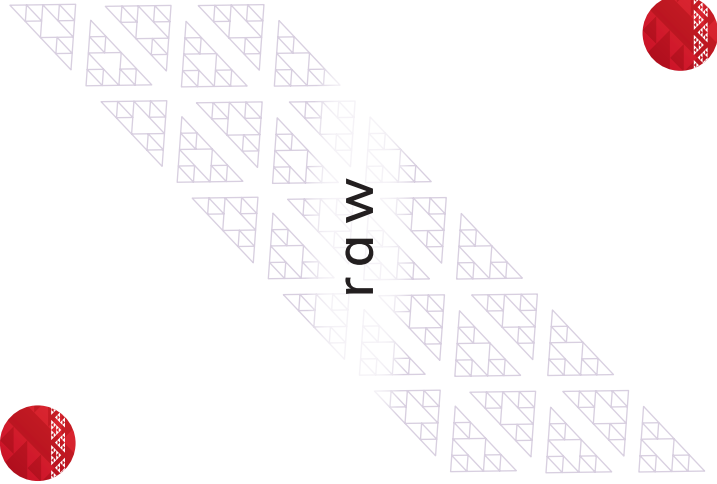

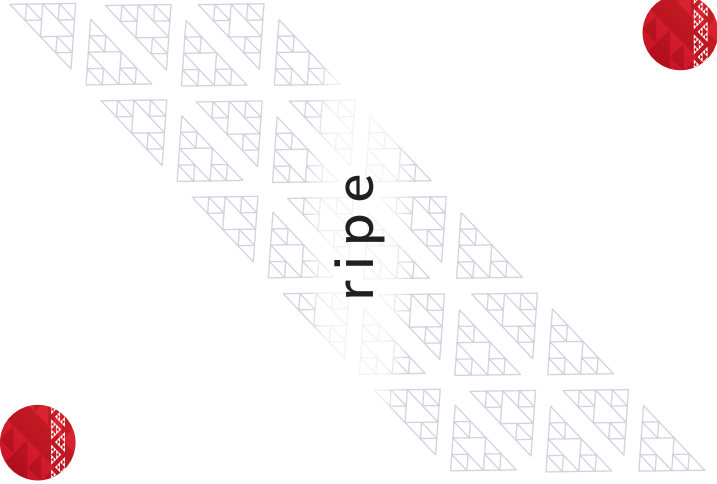




bland

ripe

savoury

raw

sour





burnt

abundance

juicy


rotten

delicious

soft, almost
liquid

hard

frothy





Kū, Pū, Kupu!

☆ Whakamahukitanga

He rauemi tēnei mā te kaiako reo Māori. He pūkei kāri hei tāpiri atu ki te rauemi 'Kū, Pū, Kupu!'. Whakamahia hei āwhina i te ako kupu hou, ka mutu i te ako i te reo. E toru ngā momo kupu i tēnei pūkei e hāngai ana ki te 'kai'. Ehara ēnei kupu i te kupu auau te puta, ā, ka wero i te hinengaro. Ko te kupu āhua te momo tuatahi, hei whakaahua i te āhua o te kai. He tūingoa te momo tuarua, ā, he kupu mahi te momo kupu tuatoru.

Kua puta ēnei kupu i 'A Modern Māori Picture Dictionary: He Papakupu Whakaahua mā te Reo Māori o Nāianei' nā Katerina Mataira, me 'Te Aka Māori-English, English-Māori Dictionary and Index' nā John C. Moorfield.

Kāti, kei a koe mēnā ka whakawhenuhia tēnei pūkei ki tētahi atu pūkei, ka waiho rānei kia wehe kē. Ahakoa tāu e whiriwhiri ai, me maumahara e wana ai te ako, me ngahau te tuku!

☆ Overview

This resource is for teachers of te reo Māori. It is a new pack of cards, created as part of the 'Kū, Pū, Kupu' resource pack. Use the cards to support building vocabulary and language learning.

The pack contains three types of words all about 'food'.

①

3. Alpha Ladder: Use an Alpha Ladder to support students' dictionary skills in explaining the meaning of a word and finding synonyms. Enlarge for the classroom wall. Encourage students to add any new 'kai' kupu they learn. For an example, go to www.akopanuku.tki.org.nz/kupu

4. Flash Cards: Create a set of online flash cards to check students' retention, or use an online games app to create a fun quiz based on the new words.

5. Pictionary: Designate one student in each group as the 'drawer'. The drawers view a randomly selected word and return to their groups to draw an image that represents the word. The teammates then attempt to guess the word. It is a good idea to rotate the drawer, so all members get a turn, (best suited for the 'kupu ingoa').

6. Boardgame: Create a board game to challenge students. Add spaces for questions and other activities to check their understanding of new kupu. For example, He aha te tikanga o te kupu 'kakukaku'? Or He aha te kupu mō 'noodles'? Add 'Miss a Turn' and 'Move Ahead 2 Spaces' to make it fun! The first player to reach the end wins. For an example, go to www.akopanuku.tki.org.nz/kupu

③

They are not very common words and will challenge the learner. The first type are descriptive words, used to describe food. The second are nouns, and the third are verbs.

The words have been taken from 'A Modern Māori Picture Dictionary: He Papakupu Whakaahua mā te Reo Māori o Nāianei' by Katerina Mataira, and from 'Te Aka Māori-English, English-Māori Dictionary and Index', by John C Moorfield.

It's over to you if you decide to mix this new edition with other cards or use separately. But, whatever you decide, remember... to excite and engage learners, make learning fun!

☆ Hei Whakamahinga | Suggestions for Use

In pairs or small groups:

1. Kupu + Kupu: Group cards by type i.e., all kupu āhua together, all kupu ingoa etc. Students take turns to select a word from each type to create a sentence. (Challenge: Use cards from the whole pack to create a short story)

2. Memory: Create a set of picture cards for the pack. Place kupu and pictures face down on a flat surface and mix. Students take turns to turn over cards and match kupu with the corresponding pictures to make pairs. The student with the most pairs, wins!

②





meat

chicken

eel




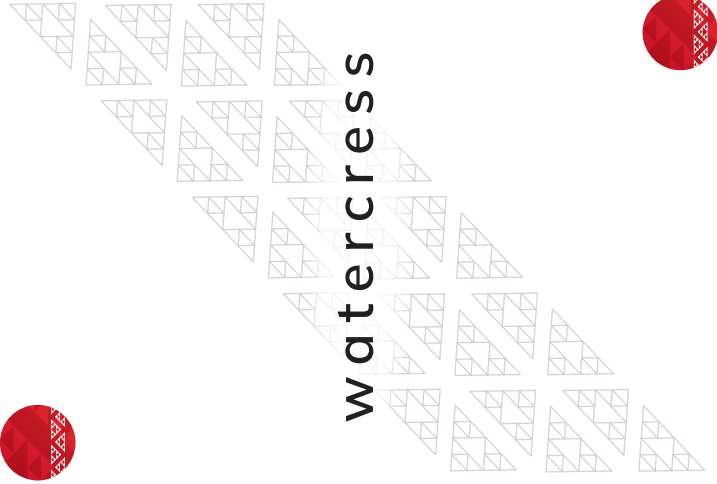




pancake

watercress


earth oven

curry


mutton bird









potato




dessert



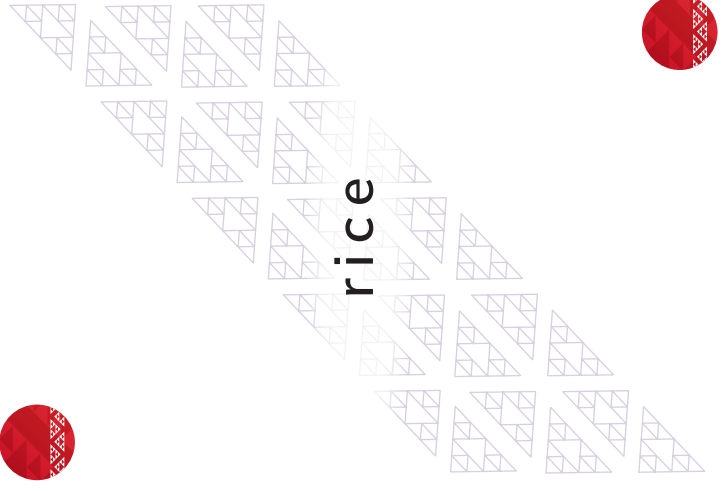
plum




vegetables




French fries



rice



noodles



hamburger



taco

lemon

fish


ice cream

melon

peach

corn

milkshake





Kū, Pū, Kupu!

☆ Whakamahukitanga

He rauemi tēnei mā te kaiako reo Māori. He pūkei kāri hei tāpiri atu ki te rauemi 'Kū, Pū, Kupu'. Whakamahia hei āwhina i te ako kupu hou, ka mutu i te ako i te reo. E toru ngā momo kupu i tēnei pūkei e hāngai ana ki te 'kai'. Ehara ēnei kupu i te kupu auau te puta, ā, ka wero i te hinengaro. Ko te kupu āhua te momo tuatahi, hei whakaahua i te āhua o te kai. He tūngoa te momo tuarua, ā, he kupu mahi te momo kupu tuatoru.

Kua puta ēnei kupu i 'A Modern Māori Picture Dictionary: He Papakupu Whakaahua mā te Reo Māori o Nāianei' nā Katerina Mataira, me 'Te Aka Māori-English, English-Māori Dictionary and Index' nā John C. Moorfield.


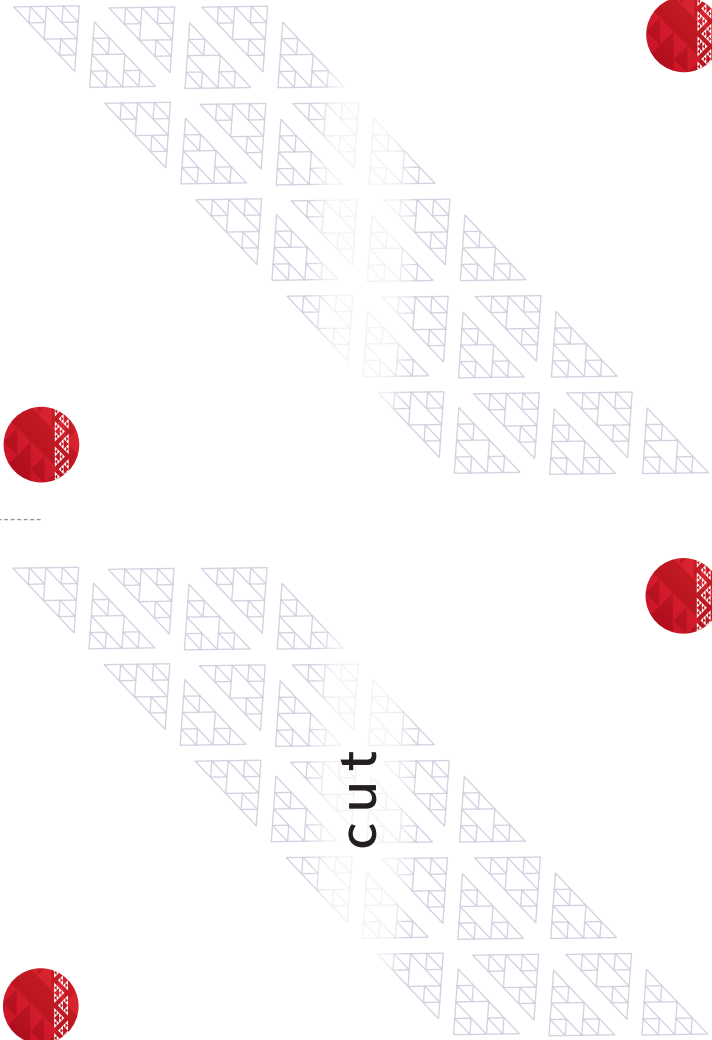
Kāti, kei a koe mēnā ka whakawhenuhia tēnei pūkei ki tētahi atu pūkei, ka waiho rānei kia wehe kē. Ahakoa tāu e whiriwhiri ai, me maumahara e wana ai te ako, me ngahau te tukui.

☆ Overview

This resource is for teachers of te reo Māori. It is a new pack of cards, created as part of the 'Kū, Pū, Kupu' resource pack. Use the cards to support building vocabulary and language learning.

The pack contains three types of words all about 'food'.

①



They are not very common words and will challenge the learner. The first type are descriptive words, used to describe food. The second are nouns, and the third are verbs.

The words have been taken from 'A Modern Māori Picture Dictionary: He Papakupu Whakaahua mā te Reo Māori o Nāianei' by Katerina Mataira, and from 'Te Aka Māori-English, English-Māori Dictionary and Index' by John C Moorfield.

It's over to you if you decide to mix this new edition with other cards or use separately. But, whatever you decide, remember... to excite and engage learners, make learning fun!

☆ Hei Whakamahinga | Suggestions for Use

In pairs or small groups:

- Kupu + Kupu:** Group cards by type i.e., all kupu āhua together, all kupu ingoa etc. Students take turns to select a word from each type to create a sentence. (Challenge: Use cards from the whole pack to create a short story)
- Memory:** Create a set of picture cards for the pack. Place kupu and pictures face down on a flat surface and mix. Students take turns to turn over cards and match kupu with the corresponding pictures to make pairs. The student with the most pairs, wins!

②



3. Alpha Ladder: Use an Alpha Ladder to support students' dictionary skills in explaining the meaning of a word and finding synonyms. Enlarge for the classroom wall. Encourage students to add any new 'kai' kupu they learn. For an example, go to www.akopanuku.tki.org.nz/kupu

4. Flash Cards: Create a set of online flash cards to check students' retention, or use an online games app to create a fun quiz based on the new words.

5. Pictionary: Designate one student in each group as the 'drawer'. The drawers view a randomly selected word and return to their groups to draw an image that represents the word. The teammates then attempt to guess the word. It is a good idea to rotate the drawer, so all members get a turn, (best suited for the 'kupu ingoa').

6. Boardgame: Create a board game to challenge students. Add spaces for questions and other activities to check their understanding of new kupu. For example, He aha te tikanga o te kupu 'kakukaku'? Or He aha te kupu mō 'noodles'? Add 'Miss a Turn' and 'Move Ahead 2 Spaces' to make it fun! The first player to reach the end wins. For an example, go to www.akopanuku.tki.org.nz/kupu

③



slice

peel

stir

grate


fry

cook


mix

beat






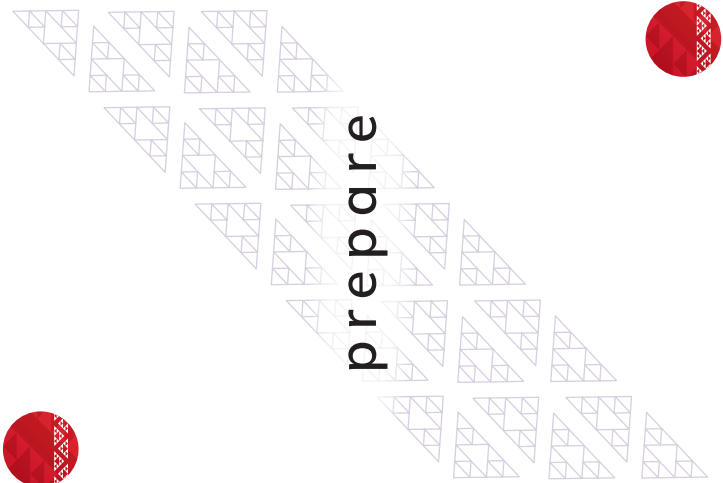
pour




whip




spread




prepare




knead



melt



stack, layer



put in



boil

cook

preserve


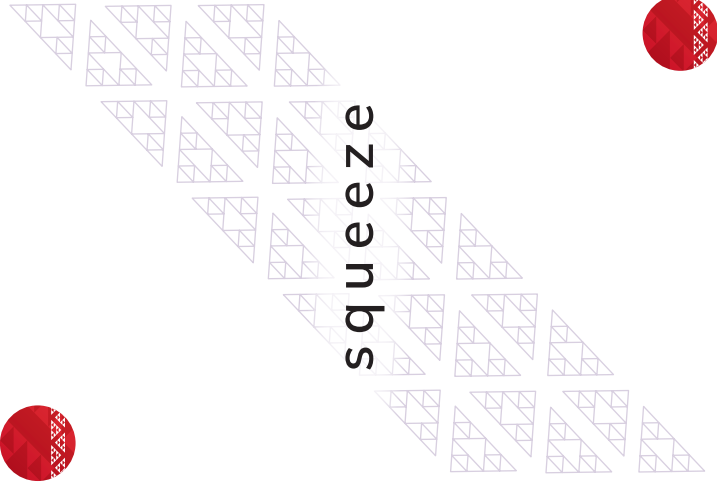



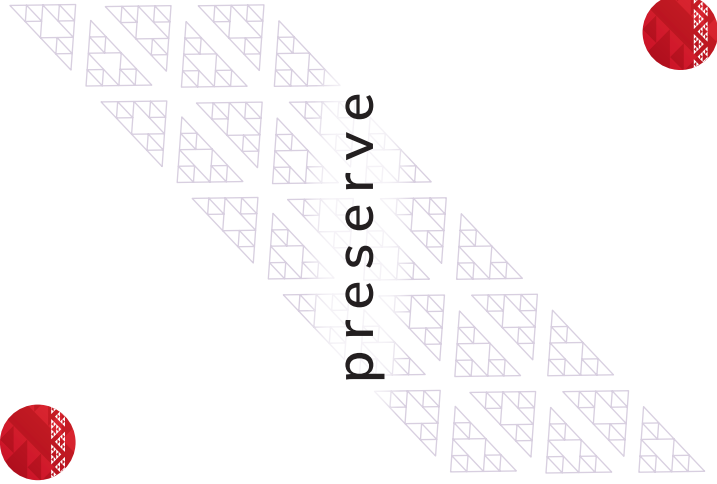


clean, wash

gather

harvest

squeeze

dice





Kū, Pū, Kupu!

☆ Whakamahukitanga

He rauemi tēnei mā te kaiako reo Māori. He pūkei kāri hei tāpiri atu ki te rauemi 'Kū, Pū, Kupu!'. Whakamahia hei āwhina i te ako kupu hou, ka mutu i te ako i te reo. E toru ngā momo kupu i tēnei pūkei e hāngai ana ki te 'kai'. Ehara ēnei kupu i te kupu auau te puta, ā, ka wero i te hinengaro. Ko te kupu āhua te momo tuatahi, hei whakaahua i te āhua o te kai. He tūngoa te momo tuarua, ā, he kupu mahi te momo kupu tuatoru.

Kua puta ēnei kupu i 'A Modern Māori Picture Dictionary: He Papakupu Whakaahua mā te Reo Māori o Nāianei' nā Katerina Mataira, me 'Te Aka Māori-English, English-Māori Dictionary and Index' nā John C. Moorfield.

Kāti, kei a koe mēnā ka whakawhenuhia tēnei pūkei ki tētahi atu pūkei, ka waiho rānei kia wehe kē. Ahakoa tāu e whiriwhiri ai, me maumahara e wana ai te ako, me ngahau te tukui.

☆ Overview

This resource is for teachers of te reo Māori. It is a new pack of cards, created as part of the 'Kū, Pū, Kupu' resource pack. Use the cards to support building vocabulary and language learning.

The pack contains three types of words all about 'food'.

①

3. Alpha Ladder: Use an Alpha Ladder to support students' dictionary skills in explaining the meaning of a word and finding synonyms. Enlarge for the classroom wall. Encourage students to add any new 'kai' kupu they learn. For an example, go to www.akopanuku.tki.org.nz/kupu

4. Flash Cards: Create a set of online flash cards to check students' retention, or use an online games app to create a fun quiz based on the new words.

5. Pictionary: Designate one student in each group as the 'drawer'. The drawers view a randomly selected word and return to their groups to draw an image that represents the word. The teammates then attempt to guess the word. It is a good idea to rotate the drawer, so all members get a turn, (best suited for the 'kupu ingoa').

6. Boardgame: Create a board game to challenge students. Add spaces for questions and other activities to check their understanding of new kupu. For example, He aha te tikanga o te kupu 'kakukaku'? Or He aha te kupu mō 'noodles'? Add 'Miss a Turn' and 'Move Ahead 2 Spaces' to make it fun! The first player to reach the end wins. For an example, go to www.akopanuku.tki.org.nz/kupu

③

They are not very common words and will challenge the learner. The first type are descriptive words, used to describe food. The second are nouns, and the third are verbs.

The words have been taken from 'A Modern Māori Picture Dictionary: He Papakupu Whakaahua mā te Reo Māori o Nāianei' by Katerina Mataira, and from 'Te Aka Māori-English, English-Māori Dictionary and Index', by John C Moorfield.

It's over to you if you decide to mix this new edition with other cards or use separately. But, whatever you decide, remember... to excite and engage learners, make learning fun!



☆ Hei Whakamahinga | Suggestions for Use

In pairs or small groups:


1. Kupu + Kupu: Group cards by type i.e., all kupu āhua together, all kupu ingoa etc. Students take turns to select a word from each type to create a sentence. (Challenge: Use cards from the whole pack to create a short story.)

2. Memory: Create a set of picture cards for the pack. Place kupu and pictures face down on a flat surface and mix. Students take turns to turn over cards and match kupu with the corresponding pictures to make pairs. The student with the most pairs, wins!


②









kōnatunatu




hāwaniwani




penupenu




pūhahana




rorerore



kākatikati



totetote



namunamuā



kōhua

āwene wene

maoa

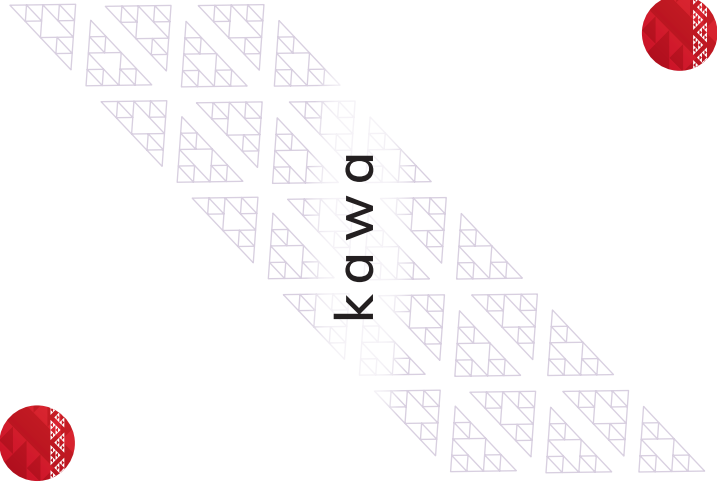




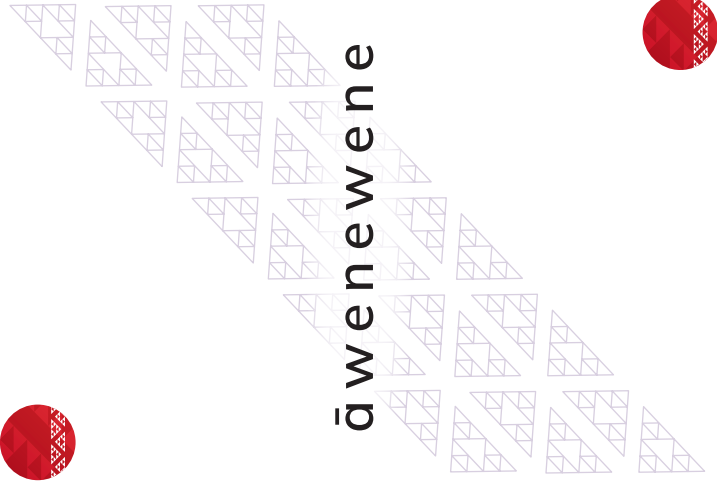


mata

pakapaka


mākihakiha

mōkarakara


kawa









wera




reka




humi




kūteretere




waiwai



mārō



pirau



pāhukahuka



Kū, Pū, Kupu!

☆ Whakamahukitanga

He rauemi tēnei mā te kaiako reo Māori. He pūkei kāri hei tāpiri atu ki te rauemi 'Kū, Pū, Kupu!'. Whakamahia hei āwhina i te ako kupu hou, ka mutu i te ako i te reo. E toru ngā momo kupu i tēnei pūkei e hāngai ana ki te 'kai'. Ehara ēnei kupu i te kupu auau te puta, ā, ka wero i te hinengaro. Ko te kupu āhua te momo tuatahi, hei whakaahua i te āhua o te kai. He tūingoa te momo tuarua, ā, he kupu mahi te momo kupu tuatoru.

Kua puta ēnei kupu i 'A Modern Māori Picture Dictionary: He Papakupu Whakaahua mā te Reo Māori o Nāianei' nā Katerina Mataira, me 'Te Aka Māori-English, English-Māori Dictionary and Index' nā John C. Moorfield.

Kāti, kei a koe mēnā ka whakawhenuhia tēnei pūkei ki tētahi atu pūkei, ka waiho rānei kia wehe kē. Ahakoa tāu e whiriwhiri ai, me maumahara e wana ai te ako, me ngahau te tukui.

☆ Overview

This resource is for teachers of te reo Māori. It is a new pack of cards, created as part of the 'Kū, Pū, Kupu' resource pack. Use the cards to support building vocabulary and language learning.

The pack contains three types of words all about 'food'.

①

3. Alpha Ladder: Use an Alpha Ladder to support students' dictionary skills in explaining the meaning of a word and finding synonyms. Enlarge for the classroom wall. Encourage students to add any new 'kai' kupu they learn. For an example, go to www.akopanuku.tki.org.nz/kupu

4. Flash Cards: Create a set of online flash cards to check students' retention, or use an online games app to create a fun quiz based on the new words.

5. Pictionary: Designate one student in each group as the 'drawer'. The drawers view a randomly selected word and return to their groups to draw an image that represents the word. The teammates then attempt to guess the word. It is a good idea to rotate the drawer, so all members get a turn, (best suited for the 'kupu ingoa').

6. Boardgame: Create a board game to challenge students. Add spaces for questions and other activities to check their understanding of new kupu. For example, He aha te tikanga o te kupu 'kakukaku'? Or He aha te kupu mō 'noodles'? Add 'Miss a Turn' and 'Move Ahead 2 Spaces' to make it fun! The first player to reach the end wins. For an example, go to www.akopanuku.tki.org.nz/kupu

③

They are not very common words and will challenge the learner. The first type are descriptive words, used to describe food. The second are nouns, and the third are verbs.

The words have been taken from 'A Modern Māori Picture Dictionary: He Papakupu Whakaahua mā te Reo Māori o Nāianei' by Katerina Mataira, and from 'Te Aka Māori-English, English-Māori Dictionary and Index' by John C Moorfield.

It's over to you if you decide to mix this new edition with other cards or use separately. But, whatever you decide, remember... to excite and engage learners, make learning fun!

☆ Hei Whakamahinga | Suggestions for Use

In pairs or small groups:

1. Kupu + Kupu: Group cards by type i.e., all kupu āhua together, all kupu ingoa etc. Students take turns to select a word from each type to create a sentence. (Challenge: Use cards from the whole pack to create a short story)

2. Memory: Create a set of picture cards for the pack. Place kupu and pictures face down on a flat surface and mix. Students take turns to turn over cards and match kupu with the corresponding pictures to make pairs. The student with the most pairs, wins!

②





mīti

heihei

tuna

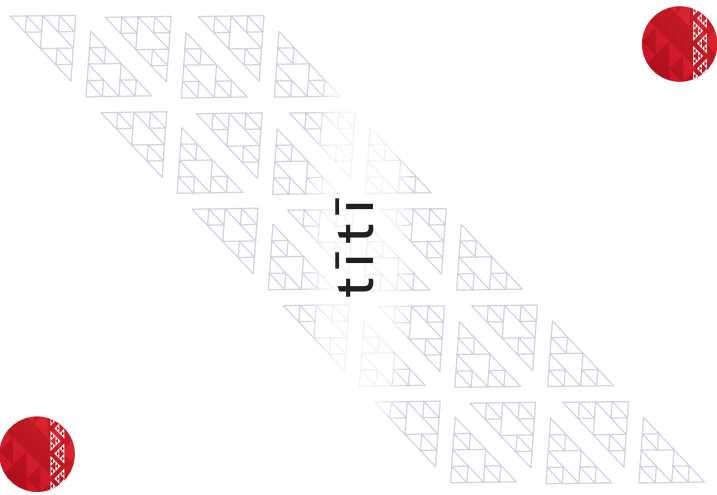







panakeke

wātakirihi

hāngī

kari

tītī





rīwai

kotakota rīwai

pūrini








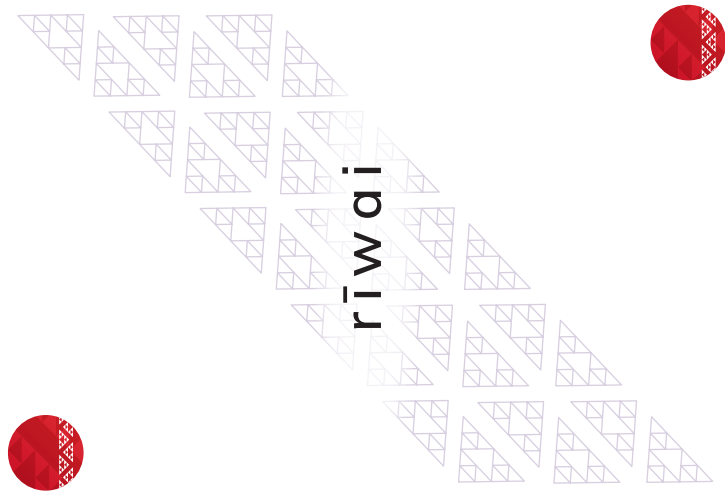
raihī

paramu

nūrara

huawhenua

hamupeka





tākō

ika

merengi









kānga

rēmana

aihikirīmi

pītiti

miraka
whakaranu





Kū, Pū, Kupu!

☆ Whakamahukitanga

He rauemi tēnei mā te kaiako reo Māori. He pūkei kāri hei tāpiri atu ki te rauemi 'Kū, Pū, Kupu'. Whakamahia hei āwhina i te ako kupu hou, ka mutu i te ako i te reo. E toru ngā momo kupu i tēnei pūkei e hāngai ana ki te 'kai'. Ehara ēnei kupu i te kupu auau te puta, ā, ka wero i te hinengaro. Ko te kupu āhua te momo tuatahi, hei whakaahua i te āhua o te kai. He tūingoa te momo tuarua, ā, he kupu mahi te momo kupu tuatoru.

Kua puta ēnei kupu i 'A Modern Māori Picture Dictionary: He Papakupu Whakaahua mā te Reo Māori o Nāianei' nā Katerina Mataira, me 'Te Aka Māori-English, English-Māori Dictionary and Index' nā John C. Moorfield.


Kāti, kei a koe mēnā ka whakawhenuhia tēnei pūkei ki tētahi atu pūkei, ka waiho rānei kia wehe kē. Ahakoa tāu e whiriwhiri ai, me maumahara e wana ai te ako, me ngahau te tukui.

☆ Overview

This resource is for teachers of te reo Māori. It is a new pack of cards, created as part of the 'Kū, Pū, Kupu' resource pack. Use the cards to support building vocabulary and language learning.

The pack contains three types of words all about 'food'.

1



They are not very common words and will challenge the learner. The first type are descriptive words, used to describe food. The second are nouns, and the third are verbs.

The words have been taken from 'A Modern Māori Picture Dictionary: He Papakupu Whakaahua mā te Reo Māori o Nāianei' by Katerina Mataira, and from 'Te Aka Māori-English, English-Māori Dictionary and Index' by John C Moorfield.


It's over to you if you decide to mix this new edition with other cards or use separately. But, whatever you decide, remember... to excite and engage learners, make learning fun!

☆ Hei Whakamahinga | Suggestions for Use

In pairs or small groups:

- Kupu + Kupu:** Group cards by type i.e., all kupu āhua together, all kupu ingoa etc. Students take turns to select a word from each type to create a sentence. (Challenge: Use cards from the whole pack to create a short story)
- Memory:** Create a set of picture cards for the pack. Place kupu and pictures face down on a flat surface and mix. Students take turns to turn over cards and match kupu with the corresponding pictures to make pairs. The student with the most pairs, wins!

2



3. Alpha Ladder: Use an Alpha Ladder to support students' dictionary skills in explaining the meaning of a word and finding synonyms. Enlarge for the classroom wall. Encourage students to add any new 'kai' kupu they learn. For an example, go to www.akopanuku.tki.org.nz/kupu

4. Flash Cards: Create a set of online flash cards to check students' retention, or use an online games app to create a fun quiz based on the new words.

5. Pictionary: Designate one student in each group as the 'drawer'. The drawers view a randomly selected word and return to their groups to draw an image that represents the word. The teammates then attempt to guess the word. It is a good idea to rotate the drawer, so all members get a turn, (best suited for the 'kupu ingoa').

6. Boardgame: Create a board game to challenge students. Add spaces for questions and other activities to check their understanding of new kupu. For example, He aha te tikanga o te kupu 'kakukaku'? Or He aha te kupu mō 'noodles'? Add 'Miss a Turn' and 'Move Ahead 2 Spaces' to make it fun! The first player to reach the end wins. For an example, go to www.akopanuku.tki.org.nz/kupu

3



Te Kāhui Kaiako Reo Māori
ME RAMANGAIRA TE AKO MO TE ORANGA TONUTANGA O TE REO
akopanuku.tki.org.nz/kupu





kōripi

tīhore

kōrori







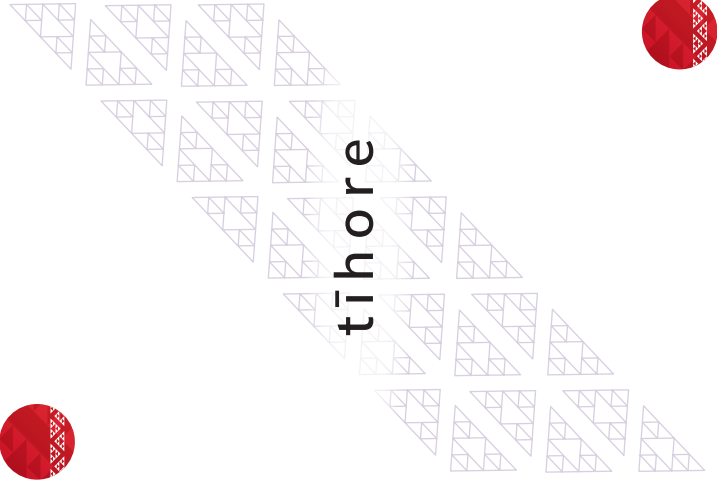

waruwaru

parai

tunu

whakaranu

tāwhiuwhiu





riringi

poke

koheri

whakarewa

pani

whakapipi

whakarite

hoatu



pāera

tao

rokiroki

horoi

kohikohi

hauhake

kōtētē

kotikoti





Kū, Pū, Kupu!

☆ Whakamahukitanga

He rauemi tēnei mā te kaiako reo Māori. He pūkei kāri hei tāpiri atu ki te rauemi 'Kū, Pū, Kupu'. Whakamahia hei āwhina i te ako kupu hou, ka mutu i te ako i te reo. E toru ngā momo kupu i tēnei pūkei e hāngai ana ki te 'kai'. Ehara ēnei kupu i te kupu auau te puta, ā, ka wero i te hinengaro. Ko te kupu āhua te momo tuatahi, hei whakaahua i te āhua o te kai. He tūingoa te momo tuarua, ā, he kupu mahi te momo kupu tuatoru.

Kua puta ēnei kupu i 'A Modern Māori Picture Dictionary: He Papakupu Whakaahua mā te Reo Māori o Nāianei' nā Katerina Mataira, me 'Te Aka Māori-English, English-Māori Dictionary and Index' nā John C. Moorfield.

Kāti, kei a koe mēnā ka whakawhenuhia tēnei pūkei ki tētahi atu pūkei, ka waiho rānei kia wehe kē. Ahakoa tāu e whiriwhiri ai, me maumahara e wana ai te ako, me ngahau te tuku!

☆ Overview

This resource is for teachers of te reo Māori. It is a new pack of cards, created as part of the 'Kū, Pū, Kupu' resource pack. Use the cards to support building vocabulary and language learning.

The pack contains three types of words all about 'food'.

1



kakukaku

They are not very common words and will challenge the learner. The first type are descriptive words, used to describe food. The second are nouns, and the third are verbs.

The words have been taken from 'A Modern Māori Picture Dictionary: He Papakupu Whakaahua mā te Reo Māori o Nāianei' by Katerina Mataira, and from 'Te Aka Māori-English, English-Māori Dictionary and Index' by John C Moorfield.

It's over to you if you decide to mix this new edition with other cards or use separately. But, whatever you decide, remember... to excite and engage learners, make learning fun!

☆ Hei Whakamahinga | Suggestions for Use

In pairs or small groups:

1. **Kupu + Kupu:** Group cards by type i.e., all kupu āhua together, all kupu ingoa etc. Students take turns to select a word from each type to create a sentence. (Challenge: Use cards from the whole pack to create a short story)

2. **Memory:** Create a set of picture cards for the pack. Place kupu and pictures face down on a flat surface and mix. Students take turns to turn over cards and match kupu with the corresponding pictures to make pairs. The student with the most pairs, wins!

2



3. **Alpha Ladder:** Use an Alpha Ladder to support students' dictionary skills in explaining the meaning of a word and finding synonyms. Enlarge for the classroom wall. Encourage students to add any new 'kai' kupu they learn. For an example, go to: www.akopanuku.tki.org.nz/kupu

4. **Flash Cards:** Create a set of online flash cards to check students' retention, or use an online games app to create a fun quiz based on the new words.

5. **Pictionary:** Designate one student in each group as the 'drawer'. The drawers view a randomly selected word and return to their groups to draw an image that represents the word. The teammates then attempt to guess the word. It is a good idea to rotate the drawer, so all members get a turn, (best suited for the 'kupu ingoa').

6. **Boardgame:** Create a board game to challenge students. Add spaces for questions and other activities to check their understanding of new kupu. For example, He aha te tikanga o te kupu 'kakukaku'? or He aha te kupu mō 'noodles'? Add 'Miss a Turn' and 'Move Ahead 2 Spaces' to make it fun! The first player to reach the end wins. For an example, go to: www.akopanuku.tki.org.nz/kupu

3



Te Kāhui Kaiako Reo Māori
ME RAMANGAIRA TE AKO MŌ TE ORANGA TONUTANGA O TE REO
akopanuku.tki.org.nz/kupu







spicy



mash



slimy



mince

pūhahana

penupenu

hāwaniwani

kōnatunatu

spicy



mash



slimy



mince



tasty



salty



chewy



barbecue

namunamuā

totetote

kākatikati

rorerore

tasty



salty



chewy



barbecue







sour



sour



sweet



boil

mata

maoa

āwenevene

kōhua



sour



ripe



sweet



boil



sour



savoury



bland



crispy

kawa

mōkarakara

mākihakiha

pakapaka



sour



savoury



bland



crispy



rotten

juicy

abundance

burnt

pirau

waiwai

humi

wera

rotten

juicy

abundance

burnt

frothy

hard

soft, almost liquid

delicious

pāhukahuka

mārō

kūteretere

reka



frothy

hard

soft, almost liquid

delicious





Kū, Pū, Kupu!

☆ Whakamahukitanga

He rauemi tēnei mā te kaiako reo Māori. He pūkei kāri hei tāpiri atu ki te rauemi 'Kū, Pū, Kupu!'. Whakamahia hei āwhina i te ako kupu hou, ka mutu i te ako i te reo. E toru ngā momo kupu i tēnei pūkei e hāngai ana ki te 'kai'. Ehara ēnei kupu i te kupu auau te puta, ā, ka wero i te hinengaro. Ko te kupu āhua te momo tuatahi, hei whakaahua i te āhua o te kai. He tūingoa te momo tuarua, ā, he kupu mahi te momo kupu tuatoru.

Kua puta ēnei kupu i 'A Modern Māori Picture Dictionary: He Papakupu Whakaahua mā te Reo Māori o Nāianei' nā Katerina Mataira, me 'Te Aka Māori-English, English-Māori Dictionary and Index' nā John C Moorfield.

Kāti, kei a koe mēnā ka whakawhenuhia tēnei pūkei ki tētahi atu pūkei, ka waiho rānei kia wehe kē. Ahakoa tāu e whiriwhiri ai, me maumahara e wana ai te ako, me ngahau te tukui.

☆ Overview

This resource is for teachers of te reo Māori. It is a new pack of cards, created as part of the 'Kū, Pū, Kupu' resource pack. Use the cards to support building vocabulary and language learning.

The pack contains three types of words all about 'food'.

①

They are not very common words and will challenge the learner. The first type are descriptive words, used to describe food. The second are nouns, and the third are verbs.

The words have been taken from 'A Modern Māori Picture Dictionary: He Papakupu Whakaahua mā te Reo Māori o Nāianei' by Katerina Mataira, and from 'Te Aka Māori-English, English-Māori Dictionary and Index' by John C Moorfield.

It's over to you if you decide to mix this new edition with other cards or use separately. But, whatever you decide, remember... to excite and engage learners, make learning fun!



☆ Hei Whakamahinga | Suggestions for Use

In pairs or small groups:

1. **Kupu + Kupu:** Group cards by type i.e., all kupu āhua together, all kupu ingoa etc. Students take turns to select a word from each type to create a sentence. (Challenge: Use cards from the whole pack to create a short story)

2. **Memory:** Create a set of picture cards for the pack. Place kupu and pictures face down on a flat surface and mix. Students take turns to turn over cards and match kupu with the corresponding pictures to make pairs. The student with the most pairs, wins!

②



3. **Alpha Ladder:** Use an Alpha Ladder to support students' dictionary skills in explaining the meaning of a word and finding synonyms. Enlarge for the classroom wall. Encourage students to add any new 'kai' kupu they learn. For an example, go to: www.akopanuku.tki.org.nz/kupu

4. **Flash Cards:** Create a set of online flash cards to check students' retention, or use an online games app to create a fun quiz based on the new words.

5. **Pictionary:** Designate one student in each group as the 'drawer'. The drawers view a randomly selected word and return to their groups to draw an image that represents the word. The teammates then attempt to guess the word. It is a good idea to rotate the drawer, so all members get a turn, (best suited for the 'kupu ingoa').


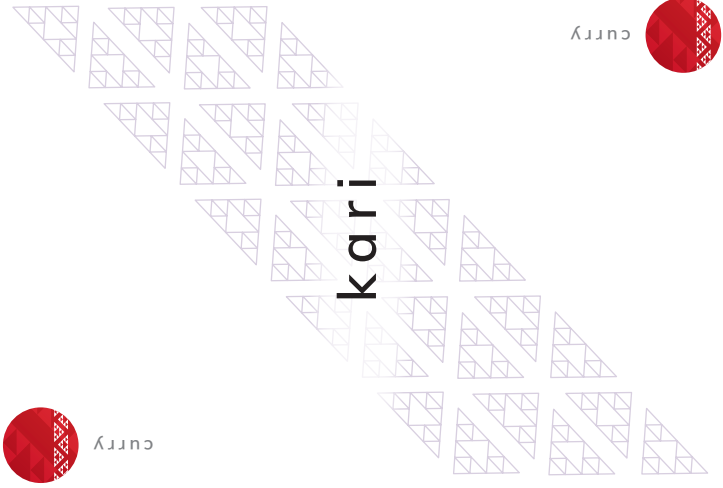






6. **Boardgame:** Create a board game to challenge students. Add spaces for questions and other activities to check their understanding of new kupu. For example, He aha te tikanga o te kupu 'kakukaku'? Or He aha te kupu mō 'noodles'? Add 'Miss a Turn' and 'Move Ahead 2 Spaces' to make it fun! The first player to reach the end wins. For an example, go to: www.akopanuku.tki.org.nz/kupu

③











Te Kāhui Kaiako Reo Māori
ME RAMANGAIRA TE AKO MO TE ORANGA TONUTANGA O TE REO
akopanuku.tki.org.nz/kupu










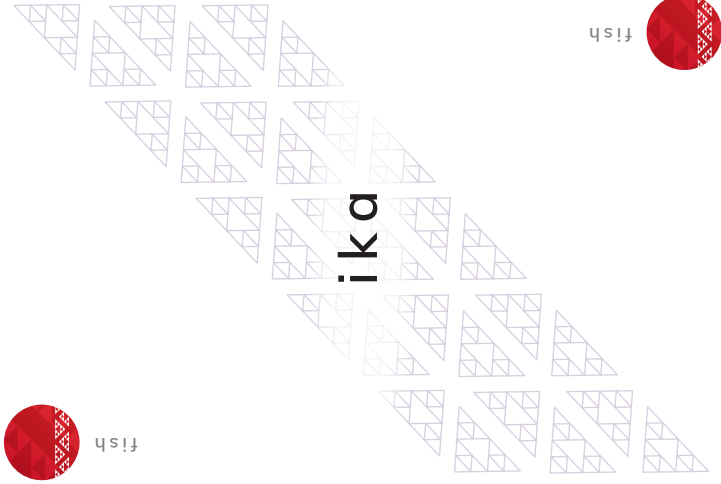




taco




taco



ika




ika



merengi




melon



kānga




corn



rēmana




lemon



aihi kirīmi




ice cream



pīiti



peach



miraka
whakaranu



milkshake





cut



Kū, Pū, Kupu!

☆ Whakamahukitanga

He rauemi tēnei mā te kaiako reo Māori. He pūkei kāri hei tāpiri atu ki te rauemi 'Kū, Pū, Kupu'. Whakamahia hei āwhina i te ako kupu hou, ka mutu i te ako i te reo. E toru ngā momo kupu i tēnei pūkei e hāngai ana ki te 'kai'. Ehara ēnei kupu i te kupu auau te puta, ā, ka wero i te hinengaro. Ko te kupu āhua te momo tuatahi, hei whakaahua i te āhua o te kai. He tūingoa te momo tuarua, ā, he kupu mahi te momo kupu tuatoru.

Kua puta ēnei kupu i 'A Modern Māori Picture Dictionary: He Papakupu Whakaahua mā te Reo Māori o Nāianei' nā Katerina Mataira, me 'Te Aka Māori-English, English-Māori Dictionary and Index' nā John C. Moorfield.

Kāti, kei a koe mēnā ka whakawhenuhia tēnei pūkei ki tētahi atu pūkei, ka waiho rānei kia wehe kē. Ahakoa tāu e whiriwhiri ai, me maumahara e wana ai te ako, me ngahau te tuku!

☆ Overview

This resource is for teachers of te reo Māori. It is a new pack of cards, created as part of the 'Kū, Pū, Kupu' resource pack. Use the cards to support building vocabulary and language learning.

The pack contains three types of words all about 'food'.

1



cut

They are not very common words and will challenge the learner. The first type are descriptive words, used to describe food. The second are nouns, and the third are verbs.

The words have been taken from 'A Modern Māori Picture Dictionary: He Papakupu Whakaahua mā te Reo Māori o Nāianei' by Katerina Mataira, and from 'Te Aka Māori-English, English-Māori Dictionary and Index' by John C Moorfield.

It's over to you if you decide to mix this new edition with other cards or use separately. But, whatever you decide, remember... to excite and engage learners, make learning fun!

☆ Hei Whakamahinga | Suggestions for Use

In pairs or small groups:

1. **Kupu + Kupu:** Group cards by type i.e., all kupu āhua together, all kupu ingoa etc. Students take turns to select a word from each type to create a sentence. (Challenge: Use cards from the whole pack to create a short story)

2. **Memory:** Create a set of picture cards for the pack. Place kupu and pictures face down on a flat surface and mix. Students take turns to turn over cards and match kupu with the corresponding pictures to make pairs. The student with the most pairs, wins!

2



3

3. **Alpha Ladder:** Use an Alpha Ladder to support students' dictionary skills in explaining the meaning of a word and finding synonyms. Enlarge for the classroom wall. Encourage students to add any new 'kai' kupu they learn. For an example, go to: www.akopanuku.tki.org.nz/kupu

4. **Flash Cards:** Create a set of online flash cards to check students' retention, or use an online games app to create a fun quiz based on the new words.

5. **Pictionary:** Designate one student in each group as the 'drawer'. The drawers view a randomly selected word and return to their groups to draw an image that represents the word. The teammates then attempt to guess the word. It is a good idea to rotate the drawer, so all members get a turn, (best suited for the 'kupu ingoa').

6. **Boardgame:** Create a board game to challenge students. Add spaces for questions and other activities to check their understanding of new kupu. For example, He aha te tikanga o te kupu 'kakukaku'? or He aha te kupu mō 'noodles'? Add 'Miss a Turn' and 'Move Ahead 2 Spaces' to make it fun! The first player to reach the end wins. For an example, go to: www.akopanuku.tki.org.nz/kupu

3







mix



fry



stir



slice

whakaranu

parai

kōrori

kōripi

mix



fry



stir




slice



beat



cook



grate



peel

tāwhiuwhiu

tunu

waruwaru

tīhore

beat



cook



grate



peel







prepare



barbecue spread



whip



pour

whakarite

pani

koheri

riringi

prepare



spread



whip



pour



put in



stack, layer



melt



knead



put in



stack, layer



melt



knead



hoatu

whakapipi

whakarewa

poke

put in



stack, layer



melt



knead







squeeze



gather



preserve



boil

kōtētē

kohikohi

rokiroki

pāera

squeeze



harvest



gather



clean, wash



preserve



clean, wash

cook



boil



kotikoti



dice

hauhake

dice



harvest



horoi

clean, wash



tao

cook





Kū, Pū, Kupu!

Whakamāramatanga

He rauemi tēnei mā te kaiako reo Māori. Kua tiki poka noatia ētahi kupu 100 - he kupu auau te puta, he tūmahi, he tūāhua, ā, he momo kare ā-roto anō hoki. He pūkei kāri tēnei rauemi nei e taea ai te whakamahi hei tautoko i te ākongā ki te ako kupu hou, ka mutu, ki te ako i te reo Māori.

Kua puta ētahi o ēnei kupu i *He Raurau Kupu - He Puna Kupu mā te Hunga Ako i roto i Ngā Kaupapa Rumaki Reo Māori (nā Haemata Ltd.)*, i te *High Frequency Word Lists | 1000 Frequent Words of Māori* hoki.

Overview

This resource has been developed for Māori language teachers. We have randomly selected 100 words – some are high frequency words, some are verbs, others are adjectives, and some describe feelings. This deck of cards has been developed to support students in learning new vocabulary and, ultimately, in learning te reo Māori.

The words have been selected from two main resources, *He Raurau Kupu – He Puna Kupu mā te Hunga Ako i roto i Ngā Kaupapa Rumaki Reo Māori* (by Haemata Ltd.), and the *High Frequency Word Lists | 1000 Frequent Words of Māori*.

Hei Whakamahinga | Suggestions for Use

1. Pronunciation

Each student selects a card and reads aloud ensuring correct pronunciation of long and short vowel sounds. If extra support is needed, encourage students to break the word into syllables, then attempt to read the whole word again.

2. Sentence Building

Each student selects a card, reads the word aloud and creates a sentence using the word. For extra support, use an Alpha Ladder and ask students to write their word and sentence on the chart.

3. Categorisation

Students work together to group the word cards into categories. These could be different contexts, or the types of words e.g., nouns, verbs, or descriptive words. Students justify their categorisation by using each word in a sentence.

4. Associated Words

- Students take turns to pick up a card (randomly) and say the word along with any variations of the word e.g., moe, moenga, moemoeā.
- Students work in small groups. Each student picks a card (randomly), and the group works together to think of any related words e.g., moenga, moeroa, ngongoro

5. Dictionary Skills

Students use dictionaries to research words selected from the deck. Encourage students to present their findings by including the definition, what type of word it is e.g., adjective and, or a verb, and use in 1-2 sentences. For further extension, students can use dictionaries and thesauruses to find synonyms and antonyms for Māori and English words.

6. Introducing New Vocabulary

Drilling - provide a listening model for any new words you are planning to teach before showing them in any written form e.g., provided by the teacher, audio recording, or from another student. Encourage students to repeat what is heard – either in groups, pairs or individually.

Circle Drilling - students show a flashcard to the student on their right or left. They say the word, then pass to their peer to repeat with the next student. A great way to get the whole class to participate. NB. Remember to carefully demonstrate what you expect students to do.

Whiteboard Drilling - put all the words you want to introduce to students on the board – start with about eight cards. Say the word aloud, point to the corresponding word, and ask the class to say the word. Repeat several times. Continue this way, and slowly remove the cards from the board. Ensure you point to the gap where the word was to help students build vocabulary and memorise the written form of the word.

7. Revising, Consolidating and Recycling Vocabulary

- Make copies of word cards and spread out on the floor (or hang them on a classroom wall). Instruct class to clap, sing, or use instruments and move about. To get their attention, clap. Say a word you want them to find. Students who put their hand on the word card first, get a point.
- Stick word cards on the board and organise students into two teams. Each team lines up, facing the board. You (kaiako) stand at the back of the two lines and whisper the word to the two students at the end of each line. They whisper the word to the students in front of them (like 'Chinese Whispers'). Once the word gets to the students at the front, they run to the board and grab the correct word card. Whoever is first gains a point for their team. They then move to the back. Repeat until everyone has a turn at being in front.
- **Build a story** - Give students 3–5 word cards. Students must use the words to create a story. To support beginners, allow them to create the story in English, including the Māori word. Ensure the word is used in the correct context.
- Layout all cards on a table. Students take turns to pick up as many cards as they can and use as many of the words in a single sentence. They retain the cards they have

used and return the unused cards to the pack. The student with the most cards at the end, wins.

- In turns, students take a card and use it in a sentence. The next student takes a card and adds it on to the previous sentence to create a story.

8. Adapting, Modifying and Reinventing

- Photocopy smaller versions and issue students with a 'mini-set' of cards.
- Create a corresponding set of images to complement each word.
- Create a unique set of words that you and your students consider necessary for language progression.
- Select 10 – 20 words and create a [Quizlet](#) set. Share with students and encourage them to work through at their own pace.
- Create a [Kahoot!](#) A fun way of testing their knowledge! Students play in teams and compete to select the correct translation for each word.

Hei whakaaro anō | Alternative Activities

- Pictionary - divide class into 2-3 groups. A student from Group 1 takes a card and draws the 'thing' on the board. Their group has 30-45 secs to guess the item. Then next team does the same. 1 point for each correct guess. Team with most points wins.
- "Scattergories" - spread the cards out. Divide class into 2-3 groups. Give criteria. One to two students from each group run to the cards and get as many cards that fit the category as possible. e.g, Items In a house. Things you wear. Emotions. Things you do etc.
- Memory: Photocopy multiple sets of the cards for students to play the Memory card game. Lay cards out face down, turn two cards over. If cards are the same word, keep the pair. The student, who collects the most pairs, wins.